

WEEK 7: STARTING CHURCHES IN CITIES
DAY 1: STARTING WITH MUSIC

1. This book is your teacher to help you learn new ways of doing God's work. This week we will be learning ways to start churches in cities. But first, here is a question about Friendship Groups:

What are the six actions in the Friendship Group plan?

- (1) Find someone who can teach a special skill.
- (2) Find someone who can teach the Bible.
- (3) _____
- (4) _____
- (5) _____
- (6) _____

2. After finding someone to teach a special skill and someone to teach Bible, you find a house in which to meet. Then, invite people to attend. Teach the skill and the Bible. Continue as a new church.

This week let us learn five special plans which God has blessed for use in cities. The first plan is:

STARTING CHURCHES WITH MUSIC

- A) Seek out a campaign leader with musical talent and love for lost people.
- B) Begin a search for choirs or singing groups. There is no need for large choirs but good quality music is essential.
- C) Find a place for the musical campaign. It should be convenient for many people to attend, and if possible, within the area where new churches are to be started.
- D) Visit in homes, publicize the meetings in newspapers, etc.
- E) Arrange for several homes where Bible studies may be held. Get teachers for these studies.
- F) Begin the campaign with an hour of music followed by announcements about Bible study groups. Continue with the music programs each night. The singers should get acquainted with people who attend, personally inviting them to the Bible study groups.
- G) Continue the music programs for two to four weeks. Bible studies in homes should be continued for several months.

Do you and people in your area like music? _____

3. It seems that almost everyone likes music. Music can be used to help you start churches. The plan of *starting churches with music* has three important parts:

- (1) music
- (2) visitation
- (3) Bible studies

There are many verses in the Bible where we read about music.

For example:

I Samuel 18:6:

...with songs of joy and instruments of music.

II Chronicles 5:13:

...the song was raised, with trumpets and cymbals and other musical instruments, in praise to the Lord.

From these verses what is used in praise of God? _____

4. Music can be used to bring praise to God and joy to people.

Colossians 3:16:

...sing psalms and hymns and spiritual songs with thankfulness in your hearts to God.

What is the first important part of the plan of *starting churches with music*?

- (1) _____
- (2) visitation
- (3) Bible study

5. Music, visitation and Bible study are used in this plan. Look again at the plan given in the box in section 2. Read A) and B). You see that a leader is needed with musical talent and a love for lost people. You also need a small choir or singing group.

In France new churches in cities were started with this plan. Music is greatly loved in France. Sometimes cities and towns are difficult places to begin churches. In cities you need special plans for God's work. One such special plan is: *Starting Churches with Music*.

What do we call the plan which uses music, visitation and Bible study? _____

6. Starting churches with music is the name of this plan.

What is the second important part of this plan? _____

7. Visitation from house to house will help people know about the music programs. In visitation to homes, give the people a piece of paper inviting them to come and hear the music.

Write the second important part of the plan to start churches with music.

- (1) music
 - (2) _____
 - (3) Bible studies
- =====

8. Visitation to many homes is necessary.

Matthew 10:12:

Jesus said, as you enter a house, salute it.

Do you think Jesus expected His disciples to go from house to house in visitation?

=====

9. Jesus sent His disciples into the homes of the people. This plan of starting churches with music can be used in villages and small towns. But since cities are often difficult places to win people to Christ, music is very helpful in cities. Now look again at the box in section 2. Read E).

What should be arranged for in several homes? _____

=====

10. Bible studies are the third important part of the plan of starting churches with music. The Bible studies should be in homes near the place used for music.

Read the first two parts in this plan. Then, write in the third important part:

- (1) music
 - (2) visitation
 - (3) _____
- =====

11. Music, visitation and Bible studies are the three important parts of this plan. Now read again from section 2, F). After about one hour of good music, you should announce the Bible studies in homes. The singers can lead all who wish to study the Bible to these homes where teachers teach the Bible. To learn more about teaching the Bible in a good way, please see Week 4, Day 3 in this book. Read section seven which gives many suggestions about Bible study.

What is the third part of the plan for starting churches with music? _____

=====

12. Out of the combined effort of music, visitation and Bible studies, churches can be formed of those persons who come to know Christ as Saviour. The music campaign plan should be used in other nearby areas of the town to help plant churches. One way to start churches in cities is to use this plan called: Starting Churches with Music.

What are three important parts of the plan for starting churches with music?

- (1) _____
- (2) _____
- (3) _____

WEEK 7: STARTING CHURCHES IN CITIES
DAY 2: STARTING WITH VISUAL AIDS

1. You are continuing your study of special ways to start churches in cities.

What are three important parts of the plan for starting churches with music?

- (1) _____
- (2) _____
- (3) _____

2. Use music, visitation and Bible study. Today let us learn about four types of visual aids:

STARTING CHURCHES WITH VISUAL AIDS

- A) Prepare *slides* of how a family accepted Christ, or how a group of 40 or 50 people were saved in one area, or how a small new church was started. Show the slides in homes, schools and markets in the area where a new church is needed.
- B) Use *filmstrips* to help start new churches.
- C) Purchase several sets of *large Bible pictures*. Teach laymen eight or ten Bible stories which are illustrated by these pictures. Send the laymen or pastors to areas in need of new churches. They may tell the Bible stories from house-to-house, returning to the same house until several stories are told.
- D) Use *cinema* to help in opening new areas for church planting. Films of Bible stories are especially good. Christian films can be rented from a number of organizations.

As you see there are four main types of visual aids:

- (1) slides
- (2) filmstrips
- (3) Bible pictures
- (4) cinema

Think of your own life. Have any of these four types of visual aids influenced your life?

3. Perhaps Bible pictures or cinema have helped you know more about God. When I was a young man, I saw a cinema about a man who was a pastor. That film helped me understand more about the work of a pastor. We all know that cinema influences many people. Let us see several types of visual aids to use in starting churches.

Look again at the list of four main types of visual aids. What is the first type?

4. Slides can be used to help people know how other people are becoming Christians. In the area of Africa where I work, we sometimes start churches by showing slides. Maasai people in Kenya see slides which I have made of other Maasai who have become Christians. The slides help them to know that Maasai love Jesus and His church. Asians in Nairobi have also seen slides of other Asians who have become Christians.

What is one type of visual aid which can be used in starting churches?

- (1) _____
 - (2) filmstrips
 - (3) Bible pictures
 - (4) cinema
-
-
-

5. Using slides, of course, requires a camera, special film and a slide projector. If you do not own a camera, perhaps you can borrow one from a friend. Your church may be able to buy a slide projector which you could use. The same projector will also probably show filmstrips. The life of Christ is available in filmstrips. Some filmstrips also teach Christian living and health.

What is another type of visual aid which can be used when you start churches?

- (1) slides
 - (2) _____
 - (3) Bible pictures
 - (4) cinema
-
-
-

6. Filmstrips and slides are very useful in teaching people about Christ and His church. In the town of Machakos, Kenya, large Bible pictures were shown from house to house in order to help start a new church. These pictures are available as separate, flat pictures or as a roll of pictures. Such visual aids are not as expensive as slides, filmstrips and cinema. Also, the Bible pictures can easily be used in the daylight.

As well as slides and filmstrips and cinema, what is another type of visual aids?

7. Bible pictures can be used to teach both children and adults. The pictures can be shown to small groups of people or to a family. The important matter is to return to the same place or same family. Returning and showing Bible pictures helps to build a friendship. God can use friendships to help you win people to Jesus.

What kind of pictures can be used to help start a new church? _____

8. Bible pictures will help you gain the attention of the people. The story from the Bible should be told while the people are looking at the Bible picture.

What are three types of visual aids which can be used in starting churches?

(1) _____

(2) _____

(3) _____

(4) cinema

9. You have studied about using slides, filmstrips and Bible pictures to help start churches. Such visual aids may help you in starting new churches wherever you live. They are especially good if you work in a city.

Here is a very important question to ask yourself when you start a new church:

How can I get people to listen?

You have an important message to give: eternal life in Jesus Christ. But how can you get people to listen to your message? Perhaps the best way to do this is to use visual aids.

Think about the visual aids we are now studying. Name two ways to get people to listen. (1) _____ (2) _____

10. You could have written: use slides, use filmstrips or use Bible pictures. These visual aids help you to get people to listen. Another visual aid is cinema. Large crowds will attend cinema. However, care must be used, or you will only have people who watch the cinema. You must also help people to be saved and join a church, or start a new church.

As well as slides, filmstrips and Bible pictures, what is another kind of visual aid?

11. Cinema has been very helpful in Brazil for starting new churches. Missionaries and pastors show the cinema in the same place for two or three weeks. Usually the people sing and hear the Bible taught as well as seeing the cinema. The aim of the missionaries and pastors is to start one or more churches by using cinema. Often Bible studies are taught after showing the cinema.

Stop now and consider your area. Would it be a good plan to use visual aids when you start a new church? _____

How will you get slides, filmstrips, Bible pictures and cinema to use? _____

Would it be better to use other plans for starting churches? _____

=====

12. We can discuss your answers in class. Write four types of visual aids to use in starting new churches.

- (1) _____
- (2) _____
- (3) _____
- (4) _____

WEEK 7: STARTING CHURCHES IN CITIES
DAY 3: STARTING WITH LAY CHRISTIANS

1. No question is more important than: how can we start many new churches in cities? The lessons this week are trying to answer that question. Yesterday you learned about using visual aids to plant churches in cities.

Write four types of visual aids to use in starting new churches.

- (1) _____
- (2) _____
- (3) _____
- (4) _____

2. Slides, filmstrips, Bible pictures and cinema are useful in starting churches. Now let us learn about:

STARTING CHURCHES WITH LAY CHRISTIANS

1. Start a new church by using the work and talents of lay Christians. Two or more dedicated laymen, women, or students can plant a church.
2. These lay Christians must be willing to give time in visitation to homes and in leading music and Bible studies.
3. After the spiritual preparation of prayer, and the securing of a place to meet, the lay Christians should visit in homes. In most homes they will invite people to the meetings, and in some homes they can read Scripture, sing or pray.
4. As Bible studies and worship services begin, the lay Christians can lead people to Christ. Then, they can discuss forming into a new church.

3. Today we will learn that:

God often uses lay Christians
- men, women and students -
to start churches.

What does the word "lay Christian" mean? It comes from the Greek word LAIKOS, and means someone who is not the pastor. A lay Christian is not paid to work for the church. A lay Christian may be a man, a woman, or a student.

Acts 8:4:

Now those who were scattered went about preaching the Word.

Who do you think those people were who went about preaching the Word?

4. Lay Christians preached God's Word. These were the ordinary men and women. These lay Christians loved Jesus and wanted to tell everyone about the new life in Christ.

Take your Bible and read Acts 11:19-21. During those days, were a few people, or many people, turning to the Lord? _____

5. A great number believed and turned to the Lord. That was happening because many lay Christians were "speaking the Word" and "preaching the Lord Jesus".

Were the churches growing only because of the work of the apostles, or because of the work of many lay Christians? _____

6. Churches grew in those days because of the work of many lay Christians. This is true also today. In Japan, Mr. Yamaguchi, was converted at age 47. He began to witness to his relatives, friends, and neighbours about Christ. Soon there were enough converts for three new churches. In seven years, more than 500 people were converted and baptized and the number of churches grew to ten! Many families were won. Mr. Yamaguchi is a layman who starts new churches.

Were the ten new churches in Japan started by missionaries, by pastors or by a layman? _____

7. The ten churches in Japan were started by a layman. God often uses lay Christians - men, women, and students - to start new churches. In Machakos, Kenya, lay Christians were trained to bring people to Jesus and start churches. Within one month three new churches were begun.

Who did God use in the city of Machakos to evangelize and start churches?

8. God used lay Christians. Let us notice that three kinds of lay Christians can do this work:

- A) Men
- B) Women
- C) Students

In this lesson so far we have seen that men can start new churches. But women also are used of God in this special work. One day a pastor named Samweli Kotu was killed by a lorry. At his funeral, the missionary asked, "Who will continue the work of Bwana Kotu in starting new churches?" Several women lifted their hands in agreement. And so it was that women did much of the visiting and witnessing in order to plant churches.

As well as men, what other lay Christians can start churches: _____

9. Women can be effective lay Christians in evangelism. Shortly after the resurrection of Christ, a man named Origen wrote: "In private homes, women pour out wonderful statements about Jesus. If you want the full story, go along and listen to the women."

From what Origen said, do you think God uses women in His work of evangelism?

10. God does use women in evangelism and church starting. New Sunday Schools are effective as beginning points for new churches, and women teach in many new Sunday Schools. In America more than 1000 new churches have been started with new Sunday Schools.

As well as men, who is helping in these new Sunday Schools? _____

11. Women and men are lay Christians whom God uses in new work.

Matthew 9:38:

He will send forth labourers into His harvest.

Who will send forth labourers? _____

Where is He sending these labourers? _____

=====

12. God is sending forth labourers into the harvest. Most of these labourers are lay Christians. Some are men and some are women.

Who does God use to start many churches in cities? _____

=====

13. God often uses Christian laymen - men, women and students - to start churches. Students in Korea have planted many churches. The students are mostly college students, but a few high school students also help. They pray much before going out. They make contacts through other students. But full attention is given to the family, including the oldest adults. The students share the message of Christ with joy. The fellowships which the students start often grow into new churches.

As well as men and women, what other lay Christians can start churches? _____

=====

14. Students are sometimes very effective in planting churches.

(1) Who does God often use to start churches in cities? _____

=====

(2) Who are three kinds of lay Christians who can start churches?

(A) _____ (B) _____ (C) _____

WEEK 7: STARTING CHURCHES IN CITIES
DAY 4: STARTING WITH HOME FELLOWSHIPS

1. Churches in cities are being started with music, visual aids and with lay Christians. Today we will study another way to start churches in cities.

First, answer these two questions:

(1) Who does God often use to start churches in cities? _____

(2) Who are three kinds of lay Christians who can start churches?

A) _____ B) _____ C) _____

=====

2. God often uses lay Christians—men, women and students—to plant churches. In today's lesson we will learn about:

STARTING CHURCHES WITH HOME FELLOWSHIP

1. What is a home fellowship? A Bible study time with a small group of people in a home.
2. How do I start? Begin where you are. The people who live in your neighbourhood, or your city block, can be invited.
3. How do I invite the people? Invite them to come for tea and tell them you would like to begin a home fellowship with Bible study.
4. What do I do at the first meeting? Be friendly and interested in those who come. Show your love and study a short passage from the Bible.

3. You have just read some important questions and answers about home fellowships. Today let us learn that:

Home fellowships use your love
and your home to bring people
to Christ and His church.

Do you know any people who seem sad and unloved? _____

=====

4. In all cities there are people who seem sad. They need your love. They need Christ and His church.

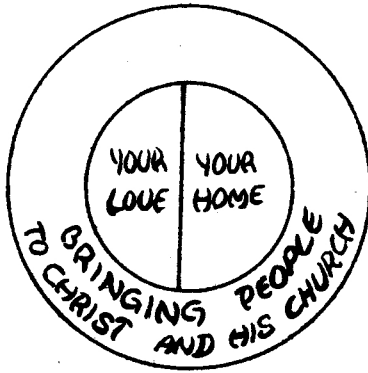
Read in your Bible 1 John 4:7-12. What word is used more than any other in those verses? _____

5. Love is the heart of our Christian faith. Your love is needed by many people who live very near you. People need people. Especially, non-Christian people need your love and your listening. Today we are learning that home fellowships use your love and your home.

What is the first thing home fellowships use? _____

6. Home fellowships use your love. Home fellowships also use your home. We have said that a home fellowship is a Bible study with a small group of people in a home.

A Home Fellowship



Notice the centre of the circle. A home fellowship uses your love and what else?

7. Your home is needed by Christ for His work. In the time of the New Testament, homes were used for the church. We have already studied about house-churches. "Every day...at home" the Christians taught and preached Jesus Christ (Acts 5:42). Homes may be used for fellowship, worship. Bible teaching and evangelism.

What are the two things which a home fellowship uses? (1) _____

(2) _____

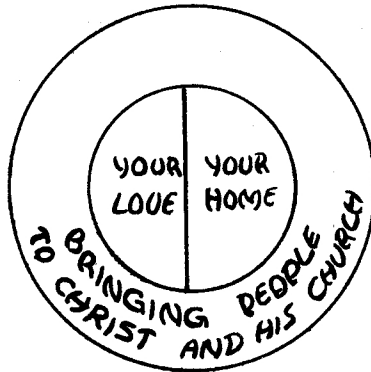
8. A home fellowship uses your love and your home to bring people to Christ and His church. Now look again at the box in section two of today's lesson. Notice the questions: How do I start? and How do I invite the people? Read the answers again to those two questions. People who live in your neighbourhood, or your block, can be invited to the home fellowship. These are the people who need Christ and His church.

What can your love and your home bring people to? _____
and _____

=====

9. Your love and your home can bring people to Christ and His church. That is the aim of a home fellowship. People need help. You can help them. Take time to care, to listen, to share - this is Christian love. Invite people to your home and talk about beginning a Bible study.

A Home Fellowship



What does a home fellowship use your love and your home to do? _____

=====

10. A home fellowship uses your love and your home to bring people to Christ and His church. At the first meeting of the home fellowship, be friendly and interested in the people who come. Study a short passage from the Bible. The Bible is God's book - the greatest book ever written. In the Bible you can find answers to the problems of life.

What are the two things which a home fellowship uses? (1) _____
(2) _____

=====

11. A home fellowship uses your love and your home. If your home is not near a place where a new church is needed, you may move the home fellowship. Or you may start another home fellowship in the area where a new church is needed. Home fellowships are small. If more people than 10 attend, it may be best to divide. Home fellowships and house churches give great opportunity for growth without much cost. Look again at the main fact about home fellowships:

**Home fellowships use your love
and your home to bring people
to Christ and His church.**

Stop now and pray about beginning a home fellowship. Ask yourself: are my love and my home needed to start a home fellowship? _____

Would a home fellowship in my house bring people to Christ and His church?

=====

12. What are the two things which a home fellowship uses? (1) _____
(2) _____

What do home fellowships bring people to? (1) _____
(2) _____

WEEK 7: STARTING CHURCHES IN CITIES
DAY 5: STARTING WITH DAUGHTER CHURCHES

1. We have studied four ways to start churches in cities: with music, visual aids, lay Christians and home fellowships.

What are two things which a home fellowship uses? (1) _____
(2) _____

What do home fellowships bring people to? (1) _____
(2) _____

=====

2. Home fellowships use your love and your home to bring people to Christ and His church. In this lesson we will study about:

STARTING WITH DAUGHTER CHURCHES

1. Many daughter churches are needed in cities. This will help *all* people to have a Bible-teaching church *near* their home.
2. Daughter churches are often started by lay Christians. They use music, visual aids, or home fellowships.
3. Daughter churches may at first be house churches or new Sunday schools.
4. Daughter churches teach the Word of God so that people are converted and Christians are strengthened.
5. Daughter churches grow best when everyone is praying, learning and witnessing.

3. In order to understand more about daughter churches, please read the facts in the box again. Now, today, let us learn that a faith-goal for you could be:

Each church should start a daughter church each year.

A daughter church is a small new church which will be much like the church which started it. At first it may be only a small church. But small churches have many advantages.

Has your church ever started a daughter church? _____

How many daughter churches has your church started? _____

=====

4. Perhaps your church has started several daughter churches. If so, very good. If not, this lesson will help.



Some of the reasons for starting a daughter church are: it helps more people be saved, it helps more people to know the Bible and it helps train the members of the "mother church".

Do you want your church to help in these ways? _____

=====

5. I hope you want your church to help in starting a daughter church. We have mentioned a faith-goal. This means that: by faith in what God can do, a goal be set by the church. Goals help us achieve the things God is leading us to do. Christ had a goal for His life:

John 10:10:

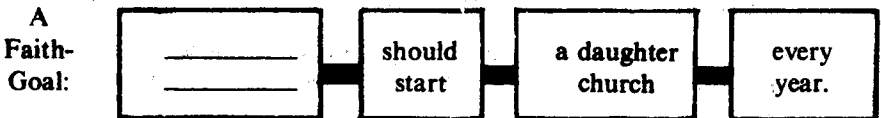
I came that they may have life and have it abundantly.

Do you think that a faith-goal would help your church achieve more for God?

=====

6. Faith-goals usually help people to unite around a common task. Each church can do much more than in the past! Each church has big opportunities for Christ! Each church, with the power of Christ, can reach its goals!

Write in the missing words:



7. Each church should start a daughter church every year. Think what would happen in the world if each church set this goal. Thousands of daughter churches would be started every year. Soon millions of more people would be saved, and would be serving God in the daughter churches.

What would be a good faith-goal? Write in your answers:

A
Faith-
Goal:

Each church	_____	_____	every year.
-------------	-------	-------	-------------

8. Did you write the faith-goal which we are discussing? Each church should start a daughter church every year. Look again at the large box in section 2 of this lesson. Notice that starting daughter churches may be done in many ways: by lay Christians, using music, or visual aids, or home fellowships, or new Sunday schools. In our lessons we have studied how to do all of these things. So you can help your church start a daughter church.

Do you also think you could help your church set a faith-goal about a daughter church? _____

9. To help your church set a goal, use some of the facts given in this book. The faith-goal which we are discussing says: every year. Each church should start a daughter church every year. Now that does require faith! Every year....would mean that after 5 years your church would have 5 daughter churches!

Finish the faith-goal:

A
Faith-
Goal:

Each church	should start	a daughter church	_____
-------------	--------------	-------------------	-------

10. Each church should start a daughter church every year. We have said that daughter churches grow best when everyone is praying, learning, and witnessing. Try to lead your church to agree that *all* members will pray, learn and witness. These things should be done in order to succeed with the daughter church. When everyone unites in praying, learning and witnessing, God gives amazing blessings!

Matthew 15:28:

Great is your faith! Be it done for you as you desire.

In this verse, what seems to be the most important word? _____

=====

11. Faith is used more than 200 times in the New Testament. God wants us to live and work by faith.

What faith-goal do you think your church should set concerning a daughter church?

=====

12. Each church should start a daughter church every year. As you set the faith-goal, God gives these promises:

All things are possible to him who believes (Mark 9:23).

If you have faith...nothing will be impossible (Matthew 17:20).

Stop now and consider today's lesson in prayer. Ask, like Paul, "What shall I do, Lord?"

=====

13. What faith-goal should each church set concerning a daughter church? _____

WEEK 8: STARTING CHURCHES AMONG UNREACHED PEOPLE
DAY 1: HELPING UNREACHED PEOPLE BECOME CHRISTIANS

1. Last week we studied ways to start new churches in cities. You learned about five plans: starting with music, with visual aids, by lay Christians, with home fellowships and with daughter churches. Here is the final question you were working on last week:

What faith-goal should each church set concerning a daughter church?

2. Each church should start a daughter church every year. This week we will be studying about unreached people. We will learn who unreached people are, and how to help them become Christians. You will also learn three plans for starting churches with unreached people.

These are some of the things to learn:

TO HELP UNREACHED PEOPLE BECOME CHRISTIANS:

1. *Understand* and respect the culture.
 2. Learn the needs of the people.
 3. Establish points of contact.
 4. Understand the decision process of groups.
 5. *Share* the main points of the Gospel.
 6. Evangelize brother to brother and friend and friend.
 7. Aim at winning family and clan groups.
 8. *Teach* and worship in the mother language.
 9. Avoid unnecessary changes in the culture.
 10. Give Bible teaching for all, and special training for leaders.
-
-

3. These matters are very important. So, read again all ten points in the box. We may shorten those ten points to this statement:

Unreached people are more likely to become Christians when we understand, share and teach.

Notice that our first task is to understand the unreached people. This requires respect for their culture, language and traditions.

In this lesson what kind of people are we studying? _____

4. We are studying about unreached people this week. Who are unreached people? They are groups of people who have not yet received the Gospel. There are many such groups of people in the world. One writer says there are more than 1,000 groups of unreached people!

Of course, there are unreached people in cities, but we are mainly speaking of groups who do not live in cities. Unreached people are also called: "unevangelized people", "frontier people", "tribal people", or "people groups".

These groups are the ones in which Christians are very few. Among unreached people the Gospel is almost unknown. Fewer than one person in ten is a Christian.

If few people are Christians, what do we call that group? _____

5. Unreached people are groups where few people are Christians. We want to remember that unreached people are more likely to become Christians when we understand them, share with them and teach them.

To help UNREACHED PEOPLE we should:

1. Understand them.

3. Teach them.

2. Share with them.



What is the first thing we should do to help unreached people?

6. We should understand them. Look again at the box in section 2. Notice that we should also: learn the needs of the people and establish points of contact. We should help meet the needs of hunger and thirst, and the needs for security and love.

I work with a group of people where fewer than one person in ten is a Christian. For many years these people have been unreached with the Gospel. In the last three years more and more people are becoming Christians. We have twelve churches there. We are learning the needs of the people. Also, we have established points of contact. We build "bridges" into their lives. We help them see that Christ meets their needs.

Write your answer:

To help unreached people we should:

1. _____

3. Teach them.



2. Share with them.



7. Our first task is to understand the unreached people. We also should understand the decision process of groups. Decisions should not be rushed or forced. The group, which may be a family or a clan, needs to know the Gospel. They need to know how becoming Christians will help them. The *leaders* need to see that *change* will *benefit* the *group*. The people need time to make a decision for Christ. So, we should understand about these matters. When we understand, we are able to help.

What is the first thing we should do to help unreached people? _____

8. We should understand them. The second thing which we can do to help unreached people become Christians is to share with them. If we understand and respect them, we usually get opportunities to share with them. We share the main points of the Gospel. We help them win their relatives and friends. Our aim should be to share the Gospel with them so that family and clan groups are won to Christ.

Write the second thing we do to help unreached people. 1. Understand them.

2. _____ 3. Teach them.

9. Share with them. We are called to share the Good News of God's kingdom. We are to proclaim, in word and deed, the news of a new way of life. Also, we should share in the struggle with unreached people as they seek a better life. So, we share the Gospel and we share in the struggle.

What is the second thing we should do to help unreached people? _____

=====

10. We should share with them. Reports are coming out from many nations about unreached people. Some of these people groups still resist and refuse the Gospel. But from many places in Asia, Africa and South America, news is coming out that thousands of previously unreached people are becoming Christians. We give God the glory!

Write your answers:


To help unreached people we should:

1. _____

3. Teach them.



2. _____



=====

11. We should understand them and share with them. The other task we have is to teach them. This teaching must be done in the mother language of the unreached people. People like to learn and make decisions in their own language. As they become Christians, they desire to sing, pray, and worship in their mother language. So, that is the language to use when teaching.

To help unreached people, we should understand them and share with them. What is the third thing we do? _____

=====

12. We teach them. A great mistake is made if little teaching is given when people groups become Christian. We teach the main truths from the Bible. As we teach, we try to *avoid making unnecessary changes* in the culture. We know that God's Word and God's Spirit will slowly make the truly necessary changes. Our tasks are to give much Bible teaching to all, and to give special teaching to the leaders.

To help unreached people we should:

1. Understand them.

3. _____



2. Share with them.



13. We teach all of the new Christians, and we give special teaching to leaders. The teaching for leaders should last for several weeks. After that, T.E.E. should be started in order to continue teaching leaders.

What are three things we can do to help unreached people?

- (1) _____
- (2) _____
- (3) _____

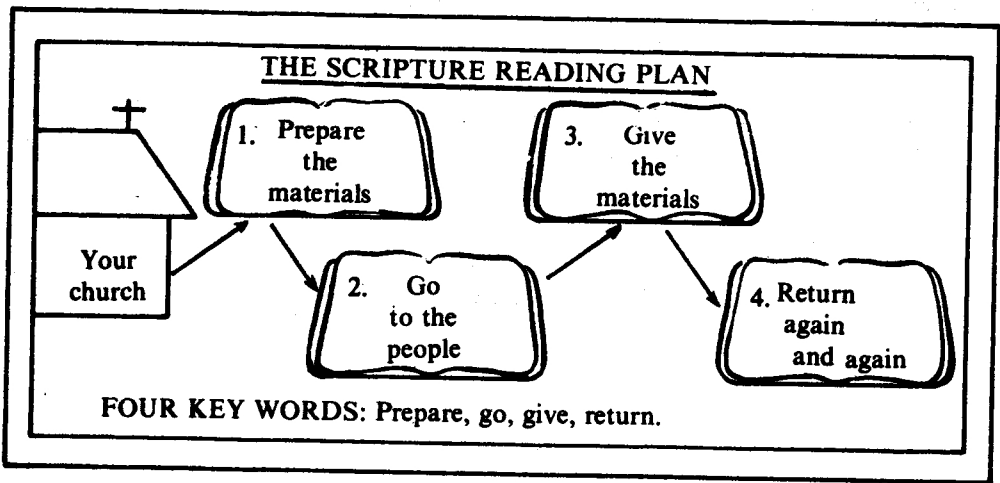
WEEK 8: STARTING CHURCHES AMONG UNREACHED PEOPLE
DAY 2: STARTING WITH THE SCRIPTURE READING PLAN

1. We are studying about people among whom the Gospel is almost unknown. Unreached people are those groups of people where Christians are very few. Perhaps only one person in ten is a Christian.

What are three things we can do to help unreached people?

- (1) _____
- (2) _____
- (3) _____

2. We should understand them, share with them and teach them. Yesterday you read and studied ten ways we can help unreached people become Christians. Please read that list of ten ways again now. Here is a special plan to start churches with unreached people:



3. This plan was prepared by Cal Guy for use first in Bangladesh. *The Scripture Reading Plan* can be used in places where there are unreached people. The plan will help the people to know the Gospel. As the unreached people begin to understand the Gospel, some of them will perhaps want to become Christians. When a few families are ready to become Christians, a new church can be started.

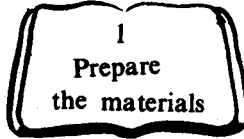
With what kind of people can you use this Scripture Reading Plan? _____

4. Use it with unreached people. Among most unreached people there are some people who can read. *The Scripture Reading Plan* can only be used where there are some people who know how to read. The heart of the Scripture reading plan is: reading God's Word every day in many homes.

What is the plan called which we are studying today? _____

=====

5. This plan is called the Scripture Reading Plan. The first part of the plan is:



Here are materials you need: You need some small books containing many Scriptures. There may be a few Old Testament stories. It is important to have Scriptures which give the life and teachings of Jesus. Bible Societies or Christian book shops usually have such small books. * Or you may buy paper-back New Testaments. If none of these materials are available, you should have Scripture materials printed.

What is the first part of the Scripture Reading Plan? _____

=====

6. Prepare the materials. Another kind of material is needed: agreement forms. These forms should be as follows:

We agree:	
We agree to <i>read</i> this Holy Book every day.	Yes _____
We agree to <i>call</i> our family and friends to hear this Holy Book read every day.	Yes _____
We agree to <i>obey</i> this Holy Book every day.	Yes _____
Name _____	

Several hundreds of these agreement forms are needed.

So, the materials you need are: small Scripture books or New Testaments, and agreement forms.

What is the first part of the Scripture Reading Plan? _____

=====

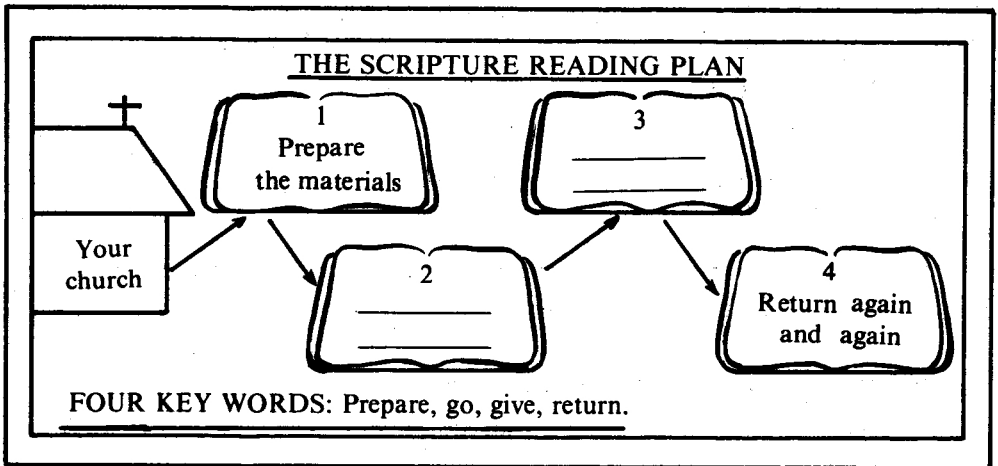
*For free Scripture booklets, write to: Scripture Gift Mission, Eccleston St., London, SW1W - 9LZ, England.

7. The first part is prepare the materials. The second part is: go to the people. Several elders, young people, and women may go to the people. They will ask for the head of the family or village. Say to him: "We want to give you this special book. It is the Word of God. It is a Holy Book. We are not selling it. We are giving it to those people who agree to read it and obey it." These are some of the things to say when you go to the people.

What is the second part of the Scripture Reading Plan? _____

8. Go to the people in their homes or villages. But what if the head of the family or village can not read? Say to him: "Even so, we give you this gift. You please select or find someone to read aloud this book everyday. And be sure to call your family and friends to listen when this Holy Book is read here every day."

Write in the correct answers:



9. Part two is: go to the people, and part three is: give the materials. Give the head of the family or village a copy of the small Scripture book or New Testament. Now, show the agreement form, saying: "This agreement is to show that you agree to read this Holy Book every day." Read the agreement. If he agrees, good. Check "yes" in the blanks. You may write his name and address, or he may sign the agreement. Give him the agreement form to keep in the Scripture book, and you keep a copy.

As you do these things, you are doing part three in the Scripture Reading Plan. What is part three? _____

10. Part three is: give the materials.

Now, write parts 1, 2 and 3 of the Scripture Reading Plan:

- (1) _____
- (2) _____
- (3) _____

=====

11. Prepare the materials. Go to the people and give the materials. Give the head of the family or the village the Scripture book and agreement form. That reminds him of his agreement to read, or have someone read, the book every day. You will keep a copy of the agreement in order to pray for the group and return again and again.

If the head of the family or village does not take the Scripture book, or agree to read it, what should you do? Try to remain as friends, show the love of Christ, and find time to visit again later.

Parts 1 and 2 of the Scripture Reading Plan are to prepare the materials and go to the people. What is part three? _____

=====

12. Give the materials. A visit to a home or village may take only half an hour. So, after you have given the materials, go to another family or village and do the same thing. In one day you could go to many homes or villages. If your church sends out ten or twenty people, they can visit 50 or more families or villages in one week! See how the Scripture Reading Plan helps spread the Gospel! Many new churches have been started in Asia and Africa using this plan.

What is the name of the plan we are studying? _____

=====

13. The Scripture Reading Plan will help start new churches with unreached people. The last part of this plan is: return again and again. Keep brief records of your visits. Trust the Spirit of God to use the Word of God in people's hearts. Answer any questions the people have. Encourage them to continue reading daily. Suggest that more relatives, neighbours and friends be invited. You do these things by returning again and again.

In this plan, what is part four? _____

=====

14. Return again and again. Help the group to understand how to become Christians. Tell them that they could become a new church. By returning again and again you may guide the group as they form into a church.

What are the four parts of the Scripture Reading Plan? (1) _____

_____ (2) _____

(3) _____ (4) _____

WEEK 8: STARTING CHURCHES AMONG UNREACHED PEOPLE
DAY 3: STARTING WITH TAPE CASSETTES

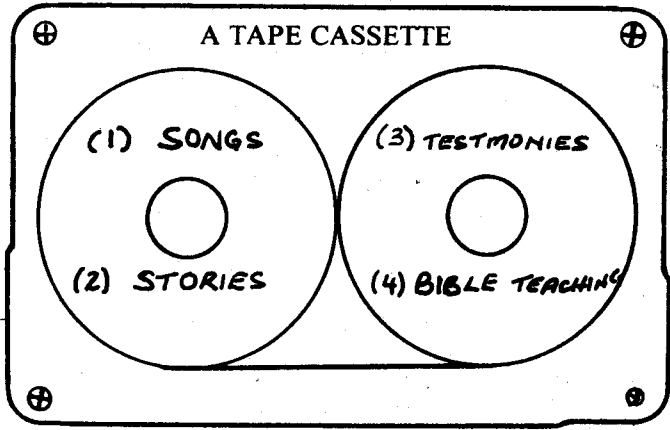
1. How can we help unreached people become Christians? We must understand them, share with them and teach them. We should win unreached people to Christ and start new churches among them. Yesterday you studied about one plan to use in winning unreached people.

What are the four parts of the Scripture Reading Plan?

(1) _____ (3) _____
(2) _____ (4) _____

=====

2. Prepare the materials, go to the people, give the materials and return again and again. Today you will learn about the Tape Cassette Plan for starting new churches. There are four kinds of materials to put on the tapes:



From the picture above what is the first thing to put on the tape cassette?

=====

3. Songs catch the interest of listeners. The Tape Cassette Plan was used in our area. Here is what we did: we bought a few cassette players (tape recorders). We used the local language while recording six tapes. Each tape had these four types of material on them:

- (1) songs
- (2) stories

- (3) testimonies
- (4) Bible teaching

We recorded popular Christian songs. Each one was set to a traditional tune. Then, there was a short story. We used local stories to illustrate Bible truths.

As well as songs, what is another kind of material to put on the tapes? _____

=====

4. Stories can follow the songs. Aesops fables are short and hold the listeners' interest. If stories about animals are popular, use them also. After songs and a short story, we put testimonies on our tapes. Some of the testimonies were about a person being converted to Christ. Other testimonies were about groups of people being saved and new churches starting.

Songs, stories and what other material can be put on the tapes? _____

=====

5. Testimonies about God's love and power should be included on the tapes. Testimonies about special answers to prayer are also effective.

In the Tape Cassette Plan, what are the first three kinds of materials to put on the tapes?

- (1) _____ (3) _____
 - (2) _____ (4) Bible teaching
- =====

6. Put songs, stories, and testimonies on the tapes. These three kinds of materials should be used on the first half of the tape. The last half of the tape is Bible teaching. Stories from the Old Testament which link with the local culture are fine. But the main Bible teaching should present the Gospel of Christ.

What is the fourth kind of material to put on the tapes? _____

=====

7. Bible teaching is the last part of each tape. Thus, all the tapes contained songs, stories, testimonies and Bible teaching. Here are the six Bible teachings which we put on our tapes:

- (a) The Bible - Why do we know it is true?
- (b) God - What is God like?
- (c) Sin and Satan - What does the Bible say about them?
- (d) Salvation - How can we be saved?
- (e) The Church - What is the church?
- (f) A New Church - Can we become a new church?

Do you think people in your area would listen to songs, stories and testimonies on tapes? _____

Will the people also listen to Bible teaching? _____

=====

8. Be ready to discuss your answers in class. The Tape Cassette Plan may be used in a city or in any area. But it is especially useful in starting new churches among unreached people.

In the Tape Cassette Plan, what are the four kinds of materials to put on the tapes?

- (1) _____ (3) _____
(2) _____ (4) _____
- =====

9. On the tapes put: songs, stories, testimonies, and Bible teaching. When you have made about six tapes, you are ready to use them. Select areas in which new churches are needed. Provide laymen or pastors with recorders or tape players. They go into the areas where new churches are needed. They visit from house to house. An entire tape may be played, or only part of it. People are invited to a special meeting each day, around 6 P.M. At that meeting they hear more of the tapes, some songs and other teaching.

What is the name of the plan we are now studying? _____

=====

10. The Tape Cassette Plan can be used where people cannot read. It is good for the laymen or pastors to go from house to house, letting many people hear the material on the tapes. These Christian workers should go again and again to the *same families or villages* until six tapes have been heard by the people. Help the people to truly accept Christ as their Saviour.

As well as songs and stories, what materials will the people be hearing?

- (1) songs (3) _____
(2) stories (4) _____
- =====

11. Testimonies and Bible teachings are on all the tapes. During the last two tapes about the church, discuss fully with the people about having a new church there.

In the Tape Cassette Plan, what are the four kinds of materials to put on the tapes?

- (1) _____ (3) _____
(2) _____ (4) _____

WEEK 8: STARTING CHURCHES AMONG UNREACHED PEOPLE
DAY 4: STARTING WITH THE TEAM PLAN

1. We have seen that the Tape Cassette Plan can be used anywhere, even in places where people can not read. It is a plan to help unreached people become Christians.

In the Tape Cassette Plan, what are the four kinds of materials to put on the tapes?

- (1) _____ (3) _____
(2) _____ (4) _____
- =====

2. Put songs, stories, testimonies and Bible teaching on the tapes. In this book, up to this point, you have learned *why* we should start new churches, and *how* to begin the churches. You have studied ten plans for starting new churches! Now, here is the last plan; it is called: The Team Plan.

THE TEAM PLAN

1. *Select and train the teams.* Each team should have two or three men who can give full time to church planting.
2. *Find suitable places* to start churches. Surveys should be made a few weeks in advance.
3. *Begin the teaching.* Teach the main points of the Christian faith.
4. *Form the new churches.* When a group of people accepts Christ, baptize them and help them continue as a church.
5. *Train the new leaders.* By means of T.E.E. or a Bible school, teach the new church leaders on a continuing basis.

=====

3. The Team Plan was developed by Clay Coursey, a missionary in Kenya. By using this plan with unreached people, more than 3000 people were converted! Over fifty new churches were started! Today we will learn that:

The Team Plan can be used to start ten or more new churches very quickly.

What is the name of a plan to win unreached people which will start churches very quickly? _____

=====

4. The Team Plan can be used to start ten or more new churches very quickly. But why should we start churches quickly? And why should we try to have ten or more churches located close together? If you start a "cluster of churches", *with churches about three miles apart*, the members of near-by churches help each other. They know each other, they mix socially and can meet together frequently. If ten or more new churches are located close together (3 or 4 miles apart), the pastors can be trained together. These leaders will help each church in times of need.

By using the Team Plan how many new churches can be started very quickly?

5. Ten or more new churches can be started very quickly. Now, go back in this lesson to section 2 and read everything in the box again. Notice that, first, you select and train the teams. Pray that God will call out eight or more men who can help in this special project. Each team will have two or three men in it. These men must know the local language.

Do you think God may want the Team Plan to be used in your area? _____

6. Discuss this question in class. A problem in the Team Plan is having enough money to support the team members while they do the work of starting new churches. Sometimes it is possible to get money from an association of churches or from mission organizations.

If you can use the Team Plan, how many new churches would you want to start?

7. Have a goal of ten or more new churches. The new churches, located close to each other, will help one another grow strong. Teach the teams how to grow spiritually and how to win people to Christ. Teach the teams by giving them opportunities to practice what they learn. Then, find suitable places to begin the churches. Surveys to many places are necessary. Get to know family and village leaders.

Do you know anything about surveying the areas? _____

Where can you learn more about surveying the areas? _____

8. In *this* book, Week 2, you learned how to make surveys. Read those pages again if you need help. See Week 2, Days 3, 4 and 5 to learn about surveying the areas and finding suitable places for new churches. Now, read the first parts of the Team Plan again:

<p style="text-align: center;">THE TEAM PLAN</p> <ol style="list-style-type: none">1. Select and train the teams.2. Find suitable places to start.3. Begin the teaching.

Visits in many homes help inform the people of meetings where teaching will be given. The program of Bible teaching is aimed at helping people know the Christian faith.

We are learning about the Team Plan. Is the Team Plan used to start just one church, or to start many churches? _____

=====

9. It can be used to start ten or more churches very quickly. Here is a sample program of Bible teaching:

- Day 1 - Testimonies. Who is God?
- Day 2 - Who is man? What is sin?
- Day 3 - Who is Jesus? What did Jesus teach?
- Day 4 - What is the Bible?
- Day 5 - How can we become Christians?
(After teaching this lesson, give an invitation to accept Christ.)
- Day 6 - How may we have a new church?
- Days 7-10 - How can we grow as Christians?

It is important for the team to remain and teach in the same place about ten days. What is the name of the plan to start ten or more churches quickly? _____

=====

10. The Team Plan helps start many churches quickly by teaching the people for about ten days. The teams must help people accept Christ as their Saviour. The new Christians are formed into a small new church. The team is then ready to move on to nearby villages. They repeat the teaching in each new place.

What can the Team Plan be used to do? _____

=====

11. The Team Plan can be used to start ten or more new churches very quickly. Eight men can start ten churches within two months by using The Team Plan. As the new churches are started, be ready to give special training to their leaders. These new leaders need T.E.E. or Bible school training. The leaders' training should begin immediately.

Stop now and consider prayerfully if there is a way to use the Team Plan in your area. Do you think you can get eight men to become part of the teams? _____

=====

12. Discuss this question in class.

What can the Team Plan be used to do? _____

WEEK 8: STARTING CHURCHES AMONG UNREACHED PEOPLE
DAY 5: REVISION

It is exciting to know how churches can be started! Winning people to Christ and starting new churches is perhaps the most important work in the world. You may be thinking that you cannot remember all you have learned. Take time now to go over what we have studied recently.

Write an answer for every question. Then, go back and find the answers in the lessons.

Questions from Week 6.

1. What are two necessary things for all new churches?

(1) _____

(2) _____

2. What are the six actions in the Friendship Group Plan?

(1) _____

(2) _____

(3) _____

(4) _____

(5) _____

(6) _____

Questions from Week 7.

3. What are three important parts of the plan for starting churches with music?

(1) _____

(2) _____

(3) _____

4. Write four types of visual aids to use in starting new churches.

(1) _____

(2) _____

(3) _____

(4) _____

5. Who does God often use to start churches in cities? _____

6. What are three types of lay Christians who can start churches?

(1) _____

(2) _____

(3) _____

7. What are two things a home fellowship uses?

(1) _____

(2) _____

8. What do home fellowships bring people to?

(1) _____

(2) _____

9. What is a faith-goal which each church should set concerning a daughter church? _____

=====

Questions from Week 8.

10. What are three things we can do to help unreached people?

(1) _____

(2) _____

(3) _____

11. What are the four parts of the Scripture Reading Plan?

(1) _____

(2) _____

(3) _____

(4) _____

12. In the Tape Cassette Plan, what are the four kinds of materials to put on tapes?

(1) _____ (3) _____

(2) _____ (4) _____

13. What can the Team Plan be used to do? _____
