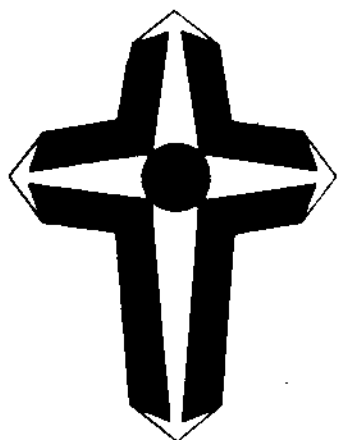


MasterLife

BOOK THREE







GOD'S WORD
IN YOUR HEART AND HAND



MasterLife

BOOK THREE

GOD'S WORD IN YOUR HEART AND HAND

	Lessons 1-4	5-9	10-13	14-18	19-23	24-26
						
Introduction	The Disciple's Cross	The Disciple's Personality	God's Word in Your Heart and Hand	The Spiritual Armour	The Good News	Discovering Your Spiritual Gifts

©Copyright 1980, 1982. The Sunday School Board of the Southern Baptist Convention. All rights reserved. Revised 1982

Adapted from materials originally written by Avery T. Willis, Jr. for use in Indonesia. Translated and used by permission.

We are indebted to the copyright owners for the use of the Good News Bible, the Bible in Today's English Version. Old Testament: Copyright American Bible Society 1976; New Testament: Copyright © American Bible Society 1966, 1971, 1976. British usage edition.

© Copyright, 1985, 1991
International Publications Services
All rights reserved



Published by International Publications Services
Thika Road, Ruaraka,
Box 30370, Nairobi, Kenya

Printed by Bizone, Ltd
Busia Road, Box 47969, Nairobi, Kenya

INTRODUCTION TO MASTERLIFE BOOK THREE

Welcome to *MasterLife Book Three* called *GOD'S WORD IN YOUR HEART AND HAND*. The studies and activities in lessons 10-12 will help you understand how important it is for Christians to build their lives on the Word of God. The more you have God's Word in your heart, the better you can use it. The simple illustration of the hand shows how you can abide in the Word and apply it to your life.

If you abide in the Word you will be eager to share your faith with others. Here you will discover some skills for sharing your testimony of how Christ saved you and how he has continued to work in your life. You will also learn more about how to pray in faith.

CONTENTS

	PAGE
Lesson 10	
My Walk with the Master, Lesson 10.	133
Bible Study: "Praying in faith".	135
GOD'S WORD IN YOUR HEART AND HAND.	140
Lesson 11	
My Walk with the Master, Lesson 11.	143
Preparing Your Testimony.	145
Writing Your Testimony.	147
How to Use the Form for Praying in Faith.	150
Form for Praying in Faith.	154

Lesson 12

My Walk with the Master, Lesson 12.	156
Guide to Scripture Meditation.	158
Form for Scripture Meditation.	160

Lesson 13

My Walk with the Master, Lesson 13.	161
Bible Study: "God's Measure of Discipleship".	163
Adding Others to The List of People of Your Concern.	165
Preparing to Lead Your Disciple.	167
What is Happening in MasterLife?.	169
Master Completion Chart Three.	170

MY WALK WITH THE MASTER, LESSON 10

SPENDING TIME WITH THE MASTER

Continue to put a tick (✓) for each day you have your Quiet Time. This week put a plus sign (+) if you have learned a special truth.

____ Sunday, ____ Monday, ____ Tuesday, ____ Wednesday,
____ Thursday, ____ Friday, ____ Saturday

During your Quiet Time you may use one or more assignments listed below under **LIVING IN GOD'S WORD** or **PRAYING IN FAITH**.

LIVING IN GOD'S WORD

- ☐ Hear and take notes on a sermon or Bible study. Revise the study on "How to Listen to the Word of God" (pp. 113-114). ☐
- ☐ Read your Bible daily, and write what God says to you and what you say to him. ☐
- ☐ Complete the Bible study, "Praying in Faith."
- ☐ Revise all verses related to **THE DISCIPLE'S PERSONALITY**.
Revise all verses related to **THE DISCIPLE'S CROSS**. ☐

PRAYING IN FAITH

- ☐ Let the Scriptures lead you to know what to pray as you base your prayers on truth.
Add to your Prayer List the names of unsaved family members and other relatives. Pray for them. ☐

FELLOWSHIPING WITH BELIEVERS

- ☐ Read **GOD'S WORD IN YOUR HEART AND HAND**.

WITNESSING TO THE WORLD

Begin to write down names of persons for each of the circles on the "People of Your Concern" picture. These should be people who do not know Christ. Complete the list for your immediate family and other relatives.

Pray especially for that person whom God will lead you to disciple.

**SERVING OTHERS**

Draw the hand illustration for GOD'S WORD IN YOUR HEART AND HAND. Write the Scripture references. Learn to explain what each finger of the hand represents. You do not have to learn all the verses now, but try to say all the references.



**"I KEEP YOUR LAW IN MY HEART, SO THAT I WILL NOT
SIN AGAINST YOU" (Psalms 119:11).**

Bible Study

PRAYING IN FAITH

Through the Holy Spirit who lives in you, God's Word comes alive. God's Word has power to guide your life every day. Read Psalms 119:105. Through his Word, God makes his will known to believers who desire to know and follow his way.

In this Bible study you will learn how to discover God's will and learn to pray in faith. After you study this lesson you should be able to:

- recall times you have already joined the Word with prayer in MasterLife.
- list six steps for praying in faith.
- select a problem or need about which you need to pray in faith.

The idea of the Word and prayer being joined by faith is not new to you. Tick all the situations below in which you have related the Word and prayer:

- ☐ a. The vertical bar of THE DISCIPLE'S CROSS
- ☐ b. John 15:7
- ☐ c. My Prayer List
- ☐ d. In THE DISCIPLE'S PERSONALITY, the Holy Spirit showing truth to your spirit through the Word
- ☐ e. Bible study, "Truth and Faith"
- ☐ f. Praying Scripture back to God in "Guide to Praise"
- ☐ g. A personal prayer victory
- ☐ h. A need you have
- ☐ i. A problem you face

SIX STEPS FOR PRAYING IN FAITH

In this Bible study you will discover six steps you must take to pray in faith. The first three steps relate to discovering God's will about a specific problem. The last steps relate to ways to act on your faith.

1. Abide (or remain) in Christ.

Read John 15:5. The first step to take to discover God's will is to remain in Christ. Write what abiding (or remaining) in Christ means to you.

Are you abiding in Christ? _____

2. Allow God's Word to Remain in You.

- a. In John 15:7 there is a second step to take in order to learn God's will about a specific matter. God's Word must remain in you. Write what it means for God's Word to remain in you.
-

- b. To allow God's Word to remain in you is more than just knowing the Bible. Read John 8:31. If you are truly a disciple of Jesus, what will you do?
-

- c. God trusts people who obey him. Read the following and tick those statements which describe persons who are living according to God's Word:

___ Samson is studying the Bible and doing God's will as he understands it. Whenever he fails, he asks for forgiveness. He is committed to doing whatever God tells him to do.

___ Thomas is active in his church, but he does not see how the Bible relates to what he does every day. He reads it some every week. He has many goals for his life. He has asked God to help him achieve them, and he believes God will do this.

___ Philip believes God has given him a promise through a Bible verse he has memorized. In six months, little has happened. Still he keeps obeying the Word. He believes he will receive the promise or more understanding in God's time.

___ Mary has discovered several verses that apply to her life as she reads the Bible day by day. She is doing as God has commanded in each of the verses.

Some people use the Word of God in wrong ways, and yet they appear to be in God's will. One way they do this is by deciding what they want to do and then asking God to bless their plans. They should discover God's will first and then ask for his blessing.

3. Allow the Holy Spirit to Lead You.

God reveals his will through his Word but only to those who allow the Holy Spirit to lead them in truth. The Holy Spirit must reveal God's truth to you first. Then he can help you receive the truth. Read the following Scriptures, and see what the Holy Spirit does in your life:

a. John 14:26 _____

b. John 16:13 _____

You have just learned three things you must do so God can show truth to you. Now consider three ways you can show faith in God.

4. Ask According to God's Will.

- a. When you know God's will, you must act on that truth by faith. God will do as he has promised. He will help you to do his will. Read Matthew 7:7-11. Write what you must do after God has shown you his will through his Word.

- b. Read James 4:2. Why do many people not have all God desires to give them? _____

5. Accept God's Word in Faith.

Read 1 John 5:14-15. If you have asked God for anything that is according to his will, what two things can you know about your request?

a. _____

b. _____

When the Holy Spirit puts together God's truth and your faith, your request will be answered. Read the following verses: Mark 16:15; Acts 4:29-31; Acts 5:41-42. The early disciples prayed in faith on the basis of a special word from God.

c. What was the word from God? _____

d. What was the disciple's request? _____

e. What was the result? _____

6. Act on God's Word Revealed to You.

Read Matthew 12:13 and John 9:7. Fill in the blanks in the following statements:

- a. When Jesus said to the man with the paralysed hand, "Stretch out your hand," the man _____

- b. When Jesus said to the blind man, "Go and wash in the pool of Siloam," the man _____

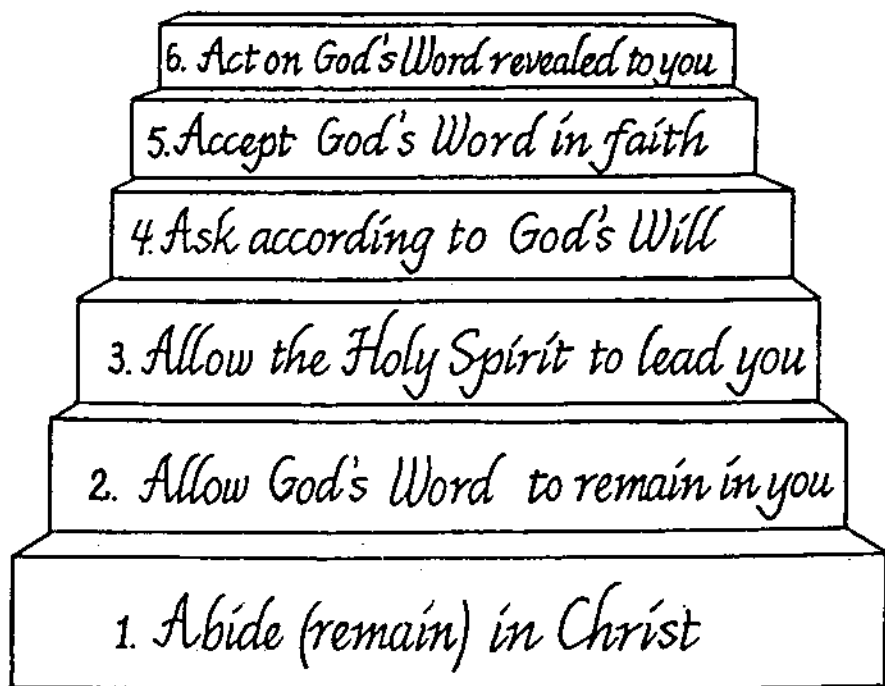
The sixth step to praying in faith is to do what God's Word has told you to do. The way to show your faith is to act as if you have already received the answer.

- c. Read again 1 John 5:14-15. Write on the lines below what these verses say to you. Remember that verses 15 is not true without verse 14.

7. Write the six steps for praying in faith:

- a. Abide (Remain) _____
- b. Allow _____
- c. Allow _____
- d. Ask _____
- e. Accept _____
- f. Act _____

Write a need or a problem about which you want to know God's will. Follow the six steps to praying in faith.



GOD'S WORD IN YOUR HEART AND HAND

You are going to learn a lesson that will illustrate how important it is for Christians to build their lives on the Word of God. Do this by drawing your own hand.

Place your right hand palm up on a page in your exercise book. Draw around it.

GOD'S WORD IN YOUR HEART AND HAND

1. Write **HEAR** on the little finger. Say Romans 10:17. This verse tells how your Christian life began. It is the easiest way to receive the Word of God. Write Romans 10:17 next to **HEAR** on the little finger.
2. Now write on the finger next to the little finger the word, **READ**. Write Revelation 1:3 under the word **READ**. Say the verse. It is not enough to "hear" what someone else says about the Word of God, you must also read God's truth for yourself. When you do, God can speak to you in your heart.
3. Write the word, **STUDY**, on the middle finger. Write ACTS 17:11 under it, then say it. What did these people do every day? When you "study" the Word of God you do more than just "read" and "listen." Many people spend much time studying in school to gain knowledge about the world, but God's Word is much more important. It contains all the secrets of abundant life, for now and forever.
4. Write the word, **MEMORIZE**, on the finger next to the thumb. Write PSALMS 119:11 under it, then say it. You are to hide God's Word in your heart and feed on his Word like food. How do you do this? There is no easy way except by memorizing it through hard work. But it is worth the effort because of the spiritual health and peace it will bring.
5. Write **MEDITATE** on the thumb. In order to begin to retain God's Word you must also spend time thinking about it. Write PSALMS 119:48 under **MEDITATE** and say it. God tells you if you spend time meditating on his Word he will bless you greatly.
6. There is another part of your hand that is very important, and that is the palm. Write in the palm of your hand the word **OBEY**. This is the key to being a true disciple and the key to finding all the blessings of God. Write JAMES 1:22 under **OBEY**, and then say it. If you do all the rest but fail to obey God's Word then it is only head knowledge.

HOW TO HOLD GOD'S WORD IN YOUR HEART AND HAND

1. The little finger illustrates the first way you received the Word; you **HEARD** it. Try to hold your Bible with only your little finger. This is not possible.
2. The thumb represents **MEDITATE**. Now try to hold your Bible with your little finger and your thumb. (**HEAR** and **MEDITATE**) You still cannot hold it firmly.
3. You wrote **READ** on the finger next to the little finger. Use the three fingers (**HEAR**, **MEDITATE** and **READ**) and try to hold your Bible. You can hold it more firmly than before, but it could be taken from you easily.
4. The middle finger represents **STUDY**. Hold your Bible with the four fingers that represent **HEAR**, **MEDITATE**, **READ** AND **STUDY**. As you add each finger you can hold the Bible more firmly.
5. **MEMORIZE** is the name of the last finger. Now hold your Bible with all your fingers and your thumb. You have a much better hold on the Word, but you can do more.
6. Now put the Bible in the palm of your hand and hold it firmly. Since you are a person who **HEARS** God's Word, **MEDITATES** on it, **READS** it, **STUDIES** it, **MEMORIZES** it and **OBEYS** it, you will hold it firmly in your heart.

QUESTIONS TO ASK YOURSELF ABOUT GOD'S WORD IN YOUR HEART

1. Do I hear God's Word?
2. Do I spend time every day reading God's Word?
3. Do I go deeper and study it in order to understand it better?
4. Have I started to memorize God's Word so I have it in my heart?
5. Do I meditate on what God has said to me in his Word?
6. Do I obey God's Word, or do I have certain areas of disobedience in my life?

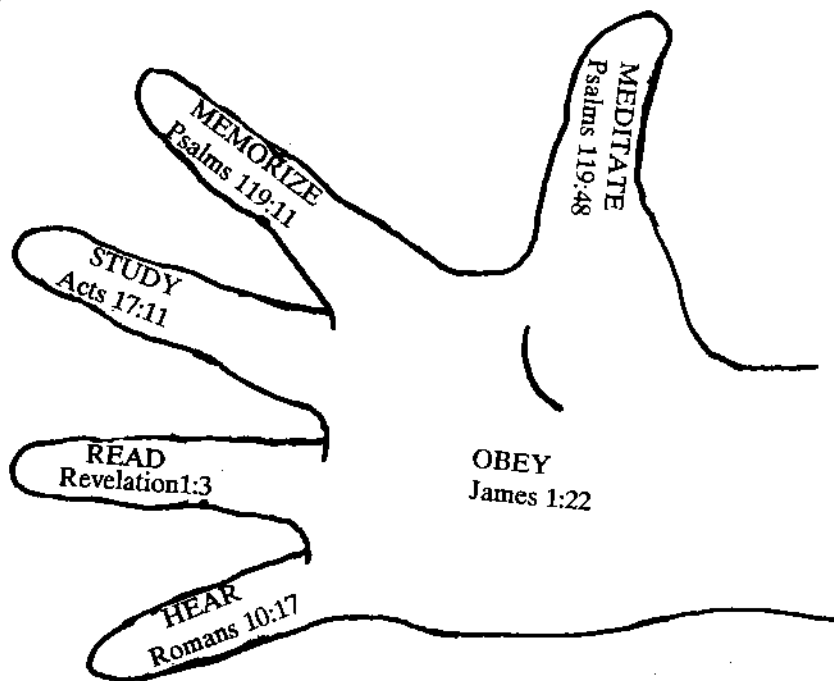
If the Lord shows you areas of failure and disobedience, confess them to him now. Claim his cleansing and also his power within you. Remember 1 John 1:9 and Philippians 2:13.

REASONS FOR HAVING GOD'S WORD IN YOUR HEART AND HAND

Below are some symbols used in Scripture which show the importance of having a firm hold on God's Word.

1. It is food. But Jesus answered, "The Scripture says, 'Man cannot live on bread alone, but needs every word that God speaks'" (Matthew 4:4).
2. It is light. "Your Word is a lamp to guide me and a light for my path" (Psalms 119:105).
3. It is fire and a hammer. "My message is like a fire, and like a hammer that breaks rocks in pieces" (Jeremiah 23:29).
4. It is a sword. "The Word of God is alive and active, sharper than any double-edged sword. It cuts all the way through, to where soul and spirit meet, to where joints and marrow come together. It judges the desires and thoughts of man's heart" (Hebrews 4:12).

The more you have God's Word in your heart and your hand the more you can use it. Talk to God now about what you plan to do about his Word in your life.



MY WALK WITH THE MASTER, LESSON 11

SPENDING TIME WITH THE MASTER

- ☐ Use one part of THE DISCIPLE'S CROSS each day to look closely at your life as a disciple. Think of the part of your life that you know needs to be stronger. Pray about this need this week.

You may use one or more assignments listed under LIVING IN GOD'S WORD or PRAYING IN FAITH during your Quiet time.

- ☐ Have a Quiet Time each day. ☐

LIVING IN GOD'S WORD

- ☐ Take notes on a sermon or a Bible study. Use "How to Listen to the Word of God" (pp. 113) as you do so. ☐

- ☐ Memorize Romans 10:17.

Memorize Revelation 1:3. ☐

- ☐ Read your Bible daily, and write what God says to you and what you say to him. ☐

Begin with Lesson 6, and revise the Bible verses you have memorized. ☐

PRAYING IN FAITH

- ☐ Pray about writing your testimony. Think on these things as you pray: (1) your life before you trusted Jesus, (2) how you first knew God was speaking to you, (3) how you received Christ and (4) what it means to you to follow Jesus.

Pray for the lost people who are friends, neighbours and people with whom you work. ☐

FELLOWSHIPING WITH BELIEVERS

Talk with your prayer partner about your testimony. Share how you plan to write it. ☐

WITNESSING TO THE WORLD

- ☐ Read "Preparing Your Testimony." Write the four facts about your conversion. Be prepared to read what you write to your MasterLife group.
- ☐ Continue to write the names of persons who are "People of Your Concern." This week complete the list of friends and neighbours and people with whom you work. Add these to your "Prayer List" of unsaved persons.

SERVING OTHERS

- ☐ Draw and explain GOD'S WORD IN YOUR HEART AND HAND. Be able to say all the verse references and the names given to each finger, the thumb and the palm. Also learn the reasons for having God's Word in your heart and hand. Be prepared to present it to your group.

Read "Writing your Testimony." Use this guide to begin writing your testimony. ☐

Read "How To Use the Form for Praying in Faith." ☐

"...BE READY AT ALL TIMES TO ANSWER ANYONE WHO ASKS YOU TO EXPLAIN THE HOPE YOU HAVE IN YOU" (1 Peter 3:15b).

PREPARING YOUR TESTIMONY

Do you remember what the word, WITNESS, means? It means one who gives evidence, as a person gives evidence in a court. You have the evidence of a changed life, of Christ living in you. You need to share that evidence. You need to tell what Christ has done for you, how you love him and how he helps you.

The purpose of this lesson is to help you prepare a testimony of your salvation experience. In the next few weeks, you will use this testimony as you witness to others.

The apostle Paul gave his testimony to many different people and in many places. He took every opportunity to tell others what Christ had done for him. Read aloud the words he wrote in Romans 1:16.

In the Bible there are two records of times when Paul shared his testimony. Read Acts 22:1-15 and Acts 26:9-20. Each time he told four facts about his conversion experience. Write down the verse numbers that tell these facts:

1. Paul had not always followed Christ. _____
2. God began to show Paul his sin. _____
3. Paul received Christ as his Lord. _____
4. Paul's new life was built on obeying Christ. _____

Each person's conversion experience is different. No one else has a testimony like Paul's. Therefore, your own testimony of how you came to know Christ is personal. It is evidence that no one but you can give. No one else can have one like it.

Although your conversion experience is different, the facts can be told in the order Paul used. As you prepare your testimony you should give the same kind of information. In the following spaces write the four facts about your conversion that you can share with unbelievers.

1. My life before following Christ: _____

2. How I knew God was speaking to me : _____

3. How I became a Christian: _____

4. What being a Christian means to me: _____

WRITING YOUR TESTIMONY

You do not have to write a sermon to write your testimony. Witnessing is not preaching; witnessing is giving evidence. However, if you write a full testimony, you will be able to use it in many different ways. This study will help you know what information to write in each part of your testimony. Later you can choose the facts that can be used best with the person to whom you are witnessing about Christ.

Take the four facts you have written, add some details and write your testimony using Paul's plan. Begin by writing each of the four facts at the top of a separate page of paper. For example, write "My life before following Christ" at the top of the first page. Write "How I knew God was speaking to me" at the top of the second page. Continue in the same way for the last two facts.

1. Write four facts about your conversion.

- a. Write an interesting introduction (My life before following Christ). Give facts that show you as a real person. Tell some things about your early life, but be brief.
- b. Tell what helped you know you needed to be saved (How I knew God was speaking to me). Write how you learned that God loved you. Tell what person, film, book or radio programme (or whatever) God used in your life.
- c. Share how you were saved (How I became a Christian). Be sure to include a sentence on each of the following doctrinal truths about salvation:
 - (1) Sin: Tell how you came to know that sinful self controlled your life.
 - (2) Sin's Penalty: Tell how you felt when you understood that you would be separated from God now and throughout eternity.
 - (3) Christ Paid the Penalty for Sin: Tell how you learned that Christ paid the penalty for your sin on the cross. This made it possible for you to have fellowship with God.
 - (4) Received Christ: Tell how Christ came into your life.
 - (a) You confessed your sin to God.
 - (b) You accepted Christ's forgiveness for sin.
 - (c) You asked him to enter your life as your Saviour and Lord.

(d) You trusted Christ by faith to save you because you could not save yourself.

d. Write the changes that have come into your life since you trusted Christ (what being a Christian means to you). Use one or two brief examples to tell the difference Christ has made in your life. Remember the following:

(1) Do not make it sound as if you are without sin or problems now. You might want to say, "I still have problems, but now Christ helps me through them."

(2) Do not spend too much time on this part. The unbeliever needs to know HOW you received salvation. Later, you can share about tithing, church, baptism, prayer and other spiritual truths.

2. Plan to close your testimony with a question that will lead to more discussion. You may use questions such as:

a. Has anything like that ever happened to you?

b. Do you think you would like to have such peace (joy, assurance, freedom from fear or any other need)?

c. Have you come to the place in your life that you know for certain that you have eternal life and you will go to heaven when you die?

3. If the one with whom you share your testimony is not ready to receive Christ, keep the opportunity open for further witness at a later time.

4. There is another way to give a testimony. This way is especially good for people who have been Christians from childhood. It is also good for persons who do not remember clearly the early events of their lives. When giving their testimonies some people tell how God provided a certain need in their lives and then tell how they came to know Christ. With this method it is necessary to include the facts listed in "Preparing Your testimony." This kind of testimony begins with God's provision for a need. Some examples are: (1) God removed my fear of _____, (2) When I was lonely, God gave me _____, (3) When I was sorrowful, God provided _____, etc. After the introduction continue with, "God is able to do this for anyone who trusts him. Let me tell you how I came to trust him."

Continue the testimony by sharing how you were saved, what changes have come into your life since you trusted Christ and a question that will lead to more discussion.

5. Examine the testimony you have written and ask yourself:
- a. Did I include all four parts of the testimony?
 - b. Did I give the four doctrinal facts about salvation? (number 1.c.)
 - c. Does the testimony end with a question that will lead to further discussion then or later?
 - d. Will my testimony hold the attention of an unbeliever, or does it sound too much like a sermon?
 - e. Have I been completely honest?
 - f. Have I used words a non-Christian will understand?
6. Practise giving your testimony so you can share it with your MasterLife group. Can you give it in three to five minutes? If not, rewrite it to make it shorter, but do not leave out the doctrinal truths about salvation. These are: (1) all have sinned; (2) sin's penalty is death; (3) Christ paid the penalty for sin; (4) everyone must repent and accept Christ.

If you find you have doubts about any part of your salvation experience, you need to find assurance at once. Many times Satan sends these doubts because he does not want you to have the joy and peace of the Lord. He does not want you to give your testimony. But if you feel you have never truly repented of your sin and received Jesus into your heart, go now to your MasterLife leader or to a trusted friend. Share with that person how you feel. Do all you need to do to be obedient in repenting and asking Jesus to come into your heart to be your Saviour and Lord.

Even if you have no doubts, Satan will still try to prevent you from writing a good testimony which you can use to lead others to Christ. Ask God to give you power and wisdom. Read 1 Peter 3:15.

This verse tells us to be ready to give the reasons for our hope in Christ at every opportunity. Be prepared to give your testimony whenever you have an opportunity to do so. You could give your testimony as a witness to a lost person to introduce a presentation of the gospel to him. You can also give your testimony to strengthen a fellow Christian in his faith.

HOW TO USE THE FORM FOR PRAYING IN FAITH

Your greatest need as a Christian disciple is to find and do the will of God. The greatest joys in life come from doing God's will, but you have to know what it is before you can do it.

How do we find God's will? We have been given the written Word of God which has been revealed to us through the Holy Spirit. However, for many of us the Bible is still difficult to understand.

God wants us to be sure about his purpose for our lives. He shows us through his Word what his will is, and he expects us to follow it by faith. "...God is always at work in you to make you willing and able to obey his own purpose" (Philippians 2:13).

In the Bible study, "Praying in faith," you learned the three ways God shows truth to you and the three ways you show faith to God. Praying in faith is based on God's truth shown to you and your acting on that truth by faith in him.

GOD SHOWS HIS WILL THROUGH HIS WORD.

Step 1: Abide (Remain) in Christ. Think of a problem in your life. Know that God can and will work in that problem for your good and to accomplish his purpose. (Romans 8:28)

- a. Know that God is in control. He knew what was about to happen in your life. He did not change the events, even though he might not have wanted those events to take place.
- b. Know that God works for good in all things with the person who loves him and is called according to his purpose. This does not mean all things are good, but finally all things will be worked together by God to produce good. (See Romans 8:28.)
- c. Look for ways God could work out this problem for good.
- d. Write the problem in the form of a question for God to answer.
- e. Be sure you are remaining in Christ. Put aside your will and desires in order to seek God's will.
- f. Ask the Spirit to fill you and lead you to know God's will and to help you do it.

g. Make a list of the things for and against the decision or problem.

Step 2: Allow God's Word to remain in you. Turn to God first for the solution to your problem. (Psalms 27:13-14)

a. God wants you to turn to him. Do not talk to everyone else first.

b. Read the Bible according to a plan, and let God speak through it to you. Be careful not to change the Scriptures to make them say what you want them to say to your problem. Is there a command to obey or a promise to claim?

c. Look for specific truths that apply to your problem.

d. Look for the meaning of the Scripture passage to the original readers.

e. Look for a present-day application of the Scripture or a biblical situation which helps you understand your problem.

f. Be willing to look and wait for a word from God.

Step 3: Allow the Holy Spirit to lead you. Let him make a Scripture clear, and apply it to your problem.

a. In John 16:13-15 Jesus promises that the Spirit will "lead you into all truth."

b. Keep on reading and studying until the Spirit shows you a helpful Scripture.

c. Ask yourself if this Scripture applies to you or your problem?

d. Test what you feel the Scripture is saying and how to apply it by asking the following questions:

-Does it agree with the truths revealed in the rest of the Bible?

-Does it agree with God's character?

-Does it agree with the setting and background of the Scripture?

-Is it in agreement with the original meaning of that Scripture?

-As I keep on praying about it, does the Spirit continue to witness that it is right for me?

YOU SHOW YOUR FAITH TO GOD BY YOUR ACTIONS

Step 4: Ask according to God's will. Ask God to answer your prayer about this problem, based on his Word. (John 14:13-14)) Write your request in specific terms in your Prayer List, then you can tell when it has been answered.

Step 5. Accept God's Word in Faith. (1 John 5:14-15) Begin to picture the prayer being answered. Trust what God has told you in his Word rather than how you feel. (Hebrews 11:1)

Step 6. Act on the basis of God's Word to you. (Psalms 119:57, 59-60)

- a. Jesus often told a person to do something to show his faith before he answered his requests. (Matthew 8:13; Luke 17:14; John 9:7)
- b. All men of faith named in Hebrews 11 acted out their faith. They believed God would honour his promise.
- c. Write specific actions you will do in following the leading of the Spirit. Now, do these things you have written. You show faith when you act on what you believe.
- d. Write in your exercise book the way God answers your prayer.
 - If the answer is clear, write it beside your request.
 - If the answer is long in coming, be faithful in believing prayer. (Romans 4:18- 21)
 - If the answer is not given in the way you asked, use the "Guide to Praying in Faith" and work through the exercise again for more direction.
 - When you are convinced that God has answered the prayer, even though not as you wanted or expected, accept it and praise him.
- e. Keep a record of God's answers to your prayers. Watch your faith grow.

These six steps will help you understand God's part and your part in believing prayer based on his Word.

Get in the habit of living in the Word, remaining in Christ and praying in faith every day. The Holy Spirit will impress on you Scriptures that will help you to make decisions based on his Word.

USING WHAT YOU HAVE LEARNED IN THIS STUDY

The new things you have learned in this study will help you as you continue to expand your Prayer List. You have already begun to write prayer requests and people's names. Now start to write problems that come into your life. Each time write what the problem is and the date you began to ask God to solve it. Write any Scripture promises God gives you concerning the problem. Also write how you obeyed God in the things he told you to do. When God answers your prayer, write the date; and tell how he solved the problem.

FORM FOR PRAYING IN FAITH

GOD SHOWS TRUTH TO ME

1. I am aware of a problem in which God can and will work for my good and for his glory. (Romans 8:28)

a. What is the problem? _____

b. How could God possibly use my problem?

_____ as a way for God to demonstrate his power

_____ as a blessing from God which I have not asked

_____ as a means for God to develop me in faith, love, patience or character

_____ as a way for me to develop an effective prayer life

c. Write the problem as a question to God. _____

d. Am I abiding in Christ and committed to his will for my life? _____

2. I turn to God first for the solution to my problem. (Psalms 27:13-14)

a. Have I brought my problem to God first? _____

b. Am I regularly abiding in his Word? _____

c. Am I willing to wait for his solution? _____

3. The Holy Spirit shows a Scripture and applies it to my problem. (John 16:13-15)

a. Am I allowing the Holy Spirit to fill me and lead me to a Scripture I can apply to my problem? _____

b. What is the Scripture? _____

c. How does this Scripture apply to my problem? _____

I SHOW FAITH TO GOD.

4. I ask God to answer my request based on his revealed Word.

- a. What is my specific request? _____

5. I accept God's Word in faith. (1 John 5:14-15)

- a. What do I believe God will do? _____

b. Do I accept God's promise as a God-revealed certainty? _____

6. I act on the basis of God's Word to me. (Psalms 119:57, 59-60)

- a. What action or actions will I take based on this Word from God? _____

b.. What action or actions did God take in answer to my prayer of faith? _____

c. What else should I do? _____

MY WALK WITH THE MASTER, LESSON 12

SPENDING TIME WITH THE MASTER

- ☐ Have a Quiet Time each day. You may do any of the assignments under LIVING IN GOD'S WORD or PRAYING IN FAITH in your Quiet Time. ☐

LIVING IN GOD'S WORD

- ☐ Read your Bible each day. Write what God says to you and what you say to him. ☐
- ☐ Memorize Acts 17:11. ☐
- ☐ Memorize Psalms 119:11. ☐
- ☐ Read "Guide to Scripture Meditation" and meditate on Mark 11:24 using the "Form for Scripture Meditation." ☐
- ☐ Revise all the Bible verses you have memorized during your study of MasterLife until you can say them correctly. ☐

PRAYING IN FAITH

- ☐ Pray about a problem using "How to Use the Form for Praying in Faith" (pp. 150-152) and the "Form for Praying in Faith" (pp. 154-155). ☐
- Continue to pray for unsaved persons whose names you have written on your Prayer List. Pray especially for those strangers you have met who do not know Christ as Saviour. ☐

FELLOWSHIPING WITH BELIEVERS

- ☐ Complete the writing of your testimony. Use the article, "Writing Your Testimony," as you do so. ☐
- ☐ Be prepared to give your testimony in 3 minutes to another member of the group at the next meeting. ☐

WITNESSING TO THE WORLD

- ☐ Share the six steps to "Praying in faith" (pp. 135-137) with someone this week.
- ☐ Add to the "People of Your Concern" names of strangers you have met who are not Christians.

Pray that God will help you prepare your testimony well so you can be a witness to unbelievers. ☐

SERVING OTHERS

- ☐ Try to show God's love to someone each day.

GUIDE TO SCRIPTURE MEDITATION

One of the best ways to make the Bible a part of your life is to meditate on it. Meditation is to think about the Word of God in such a way that the message in the Scripture meets a certain need in your life.

Psalms 1:2-3 shows the relationship between God's blessings and meditation. It says, "Instead, they find joy in obeying the Law of the Lord, and they study (meditate on) it day and night. They are like trees that grow beside a stream, that bear fruit at the right time, and whose leaves do not dry up. They succeed in everything they do."

When Joshua was sent to lead the children of Israel into a victorious battle, God promised him: "Be sure that the book of the Law is always read in your worship. Study it (meditate on it) day and night, and make sure that you obey everything written in it. Then you will be prosperous and successful" (Joshua 1:8).

You may do this meditation study in sections a few minutes each day, studying one verse each week. You might prefer to choose a verse you have been memorizing. Perhaps a key verse of a chapter or Scripture you have studied in MasterLife would be a good one on which to meditate. After you choose a verse, pray claiming James 1:5 for wisdom to apply the Word in your life. God has given his Word to instruct us in his ways. He blesses us when we obey it. Keep a record in your exercise book of the verses on which you meditate.

STEPS TO HELP YOU MEDITATE ON A VERSE

1. Read several verses before and after the verse you have chosen. Learn how the verse relates to the verses around it.
2. Write the verse in your own words. Say it aloud.
3. Emphasize the verse word-by-word, using this method:
Say one word louder as you read it. For example, say 1 Thessalonians 5:16 slowly. "BE joyful always." Then say, "Be JOYFUL always." Finally say, "Be joyful ALWAYS." Continue until you have emphasized every word in the verse.
4. Apply the verse. Let the Holy Spirit show you a truth in the verse that you need to act on. If there is a sin in your life, confess it. If you need to serve others in some way, do it. The Scripture comes alive in you as you understand it and make it a part of your life.

5. Say the verse back to God in prayer. Make it personal: "Lord, you say that I should be joyful always. I find this hard to do. I thank you that I can be joyful even when I don't feel like it. I claim your power to know your joy in all conditions I face today."
6. Find other Scripture verses that teach the same truth. Write these references in your exercise book. The Bible explains itself better than any other book can explain it.
7. List any questions you have about the verse. Discuss your questions with another Christian friend.
8. Ask yourself how you can use the truth of the verse to help someone else. Hebrews 10:24 reminds us that we ought to be concerned for one another. Write down something you can do to act on the truth of the verse.
9. Write down ideas, thoughts or plans that have come to you in your meditation. Perhaps you discovered other verses on which you want to meditate, "Practise these things and devote yourself to them, in order that your progress may be seen by all" (1 Timothy 4:15).

Use these nine steps to meditate on Mark 11:24. Begin this week and let the Word become alive in you as you meditate on it.

FORM FOR SCRIPTURE MEDITATION

Verse reference: _____

1. Read several verses before and after the verse.
2. Write the verse in your own words. _____

3. Emphasize the verse word-by-word.
4. Apply the verse. What does it lead you to do? _____

5. Pray the verse back to God.
6. Other Scriptures with similar truths: _____

7. Questions you have about this verse: _____

8. How you can use the truth of the verse to help someone else: _____

9. Ideas or thoughts you have had during this meditation: _____

(Use this form as a model in your exercise book.)

MY WALK WITH THE MASTER, LESSON 13

SPENDING TIME WITH THE MASTER

- ☐ Have a Quiet Time every day. You may do any of the assignments under **LIVING IN GOD'S WORD** or **PRAYING IN FAITH** in your Quiet Time. ☐

LIVING IN GOD'S WORD

- ☐ Read your Bible every day. Write what God says to you and what you say to him. ☐

Think about your plan for reading the Bible. If you are not using the Bible Reading Chart, begin now to use it. ☐

- ☐ Take notes on a Bible study or sermon. ☐

- ☐ Complete the Bible study, "God's Measure of Discipleship." ☐

Meditate on Psalms 119:48. Use "Guide to Scripture Meditation" (pp.158-159) as you do so. Copy the "Form for Scripture Meditation" (p. 160) in your exercise book to use in this assignment. ☐

- ☐ Memorize James 1:22. ☐

PRAYING IN FAITH

- ☐ Pray for God to lead you to someone with whom you can share your personal testimony. ☐

- ☐ Continue to use the "Form for Praying in Faith" (pp. 154-155) as problems arise. ☐

Write on your Prayer List the names of any persons you have added to the list of "People of Your Concern." ☐

FELLOWSHIPING WITH BELIEVERS

- ☐ Share GOD'S WORD IN YOUR HEART AND HAND with another Christian this week. ☐

WITNESSING TO THE WORLD

- ☐ Share your testimony with someone this week. ☐
- ☐ Read the article "Adding Others to The List of People of Your Concern." Decide if you need to add others to your list of "People of Your Concern."

SERVING OTHERS

- ☐ Be ready to share with your MasterLife group the name of the person you will disciple.
- Plan to do something helpful for the person you want to disciple. ☐
- ☐ Read "Preparing to Lead Your Disciple."

"THE WORD OF GOD IS ALIVE AND ACTIVE, SHARPER THAN ANY DOUBLE-EDGED SWORD..." (Hebrews 4:12a).

Bible Study

GOD'S MEASURE OF DISCIPLESHIP

2 Timothy 2:1-26

Read the verse, complete the statement and be prepared to share your answer with the group:

Verse 1: One of the aims of discipleship is that you will be:

Verse 2: A part of the purpose of discipleship is:

Verse 3: A part of the commitment of discipleship is:

Verse 4: The centre of discipleship is:

Verse 5: The discipline of discipleship is:

Verse 7: The teacher in discipleship is:

Verse 8: The foundation of discipleship is:

Verse 9: The power of discipleship is:

Verse 10: The reason for discipleship is:

Verse 15: The challenge of discipleship is:

Verse 20-21: The secret of being useful in discipleship is:

Verse 21: The finished product of discipleship is: (Write verse 21.)

Verse 24-25: The important requirement of discipleship is:

Verses 26: One part of the work or ministry of discipleship is:

ADDING OTHERS TO THE LIST OF PEOPLE OF YOUR CONCERN

You should begin your witness with people whom you know well such as family members, friends and those with whom you work. But do not stop with them. You need to add others to your list of People of Your Concern.

An unbeliever may not become a Christian if his close friend is not a Christian. People need to hear the gospel. As a Christian, you must increase the number of people of your concern. Jesus, our Master, was always showing his concern for people. He went to the Pharisees, sinners, lepers, tax collectors and others.

How can you increase the number of people for whom you are concerned? Look for the needs of others. If you care about and seek to help others, you usually make new friends. You will also be introduced to opportunities for adding to the list of People of Your Concern so you can include those whom you do not know now.

1. Read John 4:1-26. Jesus gave us a good example of witnessing when he met the woman from Samaria.
2. Most Jews did not want to go to the city of Samaria. But Jesus purposely went there. (John 4:4) Do you try to get to know people of different tribes or people who may have different customs from yours?
3. Jews and Samaritans did not speak to one another. But Jesus went out of his way to speak to the Samaritan woman. (John 4:7) Do you try to get to know people who are not Christians, or do you spend all your time with people in the church? You will have opportunities to witness only if you take time to be with the person who is not a Christian.
4. The woman came to the well to get water. Jesus met a deeper need for spiritual water. People near you have many needs. Some need love, a sense of worth, purpose in life and many other things. Are you aware of the needs of others? Do you ever use a person's need as an opportunity to begin a witnessing conversation? You can help that person see his need for a personal relationship with Christ. You can share how Christ has satisfied all your needs according to his will.
5. Christ definitely did not like the kind of life which the woman lived, but he loved her. You may not approve of how some people live, but you must love and accept them if you want to reach them for Christ. Examine

your attitude toward your unsaved friends. Do you judge them? Do you act as if you are better than they are?

6. Jesus guided the Samaritan woman patiently until she knew he was the Messiah. He helped her understand that how she worshipped was more important than where she worshipped. Always emphasize the need for a personal relationship with Christ when you witness. Are you willing to share the gospel patiently as the Holy Spirit works in people's hearts?
7. Jesus' witness to the Samaritan woman is an example you can follow as you witness to people of your concern.
8. Below are some ways to help you add others to your list of People of Your Concern.
 - a. Name someone you know who is not a Christian. _____

 - b. What is his need in life? _____
 - c. Are you willing to make friends with him? _____

Here are some possible ways you could do this:

- (1) Find a time to become better acquainted with him in your home or place of work.
- (2) Find out if the person has a special need which could be met by a Christian you know.
- (3) Suggest a regular time and place for the two of you to get together.

PREPARING TO LEAD YOUR DISCIPLE

Study the following article about the book, *Follow the Master*. Your leader will give you your *Follow the Master* book and *Follow the Master Leader's Guide*. It will be exciting as you see the Lord working through you and blessing the life of another person. But, as you continue, you will realize that the greatest blessing is coming to you.

FOLLOW THE MASTER

Follow the Master is a disciple's practical guide for Christian growth and follow-up. *Follow the Master* should be used as soon as possible after a person becomes a Christian. The new Christian has found forgiveness and the beginning of a new life, but usually he must return to the same people he knew before he was saved. Challenges will come to his new faith. Temptations might lead to old habits. Former friends might not understand the new Christian. His new way of life could cause questions. Perhaps he has false ideas about Christians or denominations. He might not know what to expect from his new way of life.

Follow the Master is also a teaching for youth and adults who have been believers for some time. Many of these church members do not have a clear understanding of the teachings of God's Word. Get these Christians to commit themselves to study *Follow the Master* for eleven weeks. You must obey Ephesians 4:12 which urges you to "...prepare all God's people for the work of Christian service...."

Follow the Master must be led by a mature, growing Christian who is a good example of a person following Jesus Christ in his daily life. He will help the new Christian follow Jesus and become a true disciple. Perhaps YOU are the one God has chosen to lead a person or a group through *Follow the Master*. You have a great responsibility before God.

After you have guided the Christian for eleven weeks of learning experiences, you will have led your friend to:

- know Christ to be the Lord of all of life.
- spend time daily in Bible study and prayer.
- understand basic Bible principles for Christian growth.
- witness to and pray for friends who do not believe in Christ.
- learn to say eleven verses of Scripture from memory.

You will guide your friend as Jesus guided his disciples. Jesus explained truth. He taught every truth his disciples needed to know to follow him.

Jesus showed by his own life how to walk by faith. He was the perfect example of what he taught them. Jesus led his disciples to apply God's truths to life situations. He watched them as they did so, encouraging, correcting and guiding them.

Jesus taught his disciples to disciple others. They used his example and began to teach others as he had taught them.

Jesus calls you to live the Christian life, not just to talk about it. As a leader, you do not **show** (point to) the way; you **lead** the way.

Perhaps you are thinking, "I just can't do this!" You are right; you cannot. But Christ who lives in you can. If you depend fully on him, you will be showing this most important fact to the friend you are leading. It is possible to teach all the facts in the Follow the Master book but still not make real disciples. A much better way to teach is to show him your own faith in Christ by the way you live each day. Your student must be able to see clearly Jesus Christ living his life in YOU.

As your disciple completes Follow the Master, you should see much spiritual growth. This is not the final goal. This is only the beginning. The process toward maturity must be continued.

WHAT IS HAPPENING IN MASTERLIFE

LOOKING BACK

Since you started MasterLife you have been introduced to many new truths which you are learning to apply in your life. You understand more of what it means to forget self, take up your cross daily and follow Christ. God's Word and prayer are more important to you now than ever before.

Everything you have done in these past weeks has been to help you say with Paul: "...I reckon everything as complete loss for the sake of what is so much more valuable, **the knowledge of Christ Jesus my Lord....** All I want is to know Christ and to experience the power of his resurrection, to share in his sufferings and become like him in his death, in the hope that I myself will be raised from death to life" (Philippians 3:8, 10-11).

To know Christ is a great purpose in life. It is not possible to learn all there is to know about Christ and his teachings. It is important to continue to know him better. We, like Paul, can say, "Of course, my brothers, I really do not think that I have already won it; the one thing I do, however, is to forget what is behind me and do my best to reach what is ahead. So I run straight towards the goal in order to win the prize, which is God's call through Christ Jesus to the life above" (Philippians 3:13-14).

LOOKING AHEAD

Your goal is always to know Christ better through the truths he teaches you. In your MasterLife studies until now you have learned to know him better through some inner disciplines of abiding in Christ, living in the Word and praying in faith. In the last part of MasterLife you will learn to know Christ better through some outer disciplines of: fellowshiping with believers, witnessing to the world and ministering to others. Your inner life will continue to grow, but you will bear fruit because you abide in Christ.

You are more spiritually mature now than when you started MasterLife. Therefore there will be some differences in how your assignments are checked by your leader. You will be expected to do more on your own and to be motivated to do your assignments whether you are checked or not. Your motivation will depend on your own self-discipline and your love for the Lord.

The remainder of MasterLife is an adventure. You will learn more about yourself, and you will discover the special gifts God has given you to do his work in the world.

MASTER COMPLETION CHART THREE

SPENDING TIME WITH THE MASTER

Had a regular Quiet Time and wrote Bible reading insights in my exercise book _____

LIVING IN GOD'S WORD

1. Quoted these verses:

a. Romans 10:17 _____

b. Revelation 1:3 _____

c. Acts 17:11 _____

d. Psalms 119:11 _____

e. Psalms 119:48 _____

f. James 1:22 _____

2. Took notes on sermons or Bible studies _____

3. Recorded thoughts several days each week about what God said to me and what I said to him _____

4. Completed these Bible studies:

a. "Praying in Faith" _____

b. "Guide to Scripture Meditation" _____

c. "God's Measure of Discipleship" _____

PRAYING IN FAITH

1. Prayed for lost people for whom I am concerned _____

2. Prayed about a problem using the "Form for Praying in Faith" _____

FELLOWSHIPING WITH BELIEVERS

1. Shared GOD'S WORD IN YOUR HEART AND HAND with another Christian _____

2. Talked with my prayer partner about writing my testimony _____

WITNESSING TO THE WORLD

1. Wrote my personal testimony _____
2. Gave my personal testimony to another person _____
3. Shared the six steps to "Praying in Faith" with another person _____

SERVING OTHERS

1. Gave GOD'S WORD IN YOUR HEART AND HAND
presentation to a group member _____
2. Did something helpful for the person I hope to disciple _____

**"YOUR WORD IS A LAMP TO GUIDE ME AND A LIGHT FOR
MY PATH" (Psalms 119:105).**

BIBLE READING MASTER RECORD

When you have read a chapter, mark a diagonal line through the square. Use a different color when you have read the chapter a second time. Beside each book write the date and year you finish reading it.

Old Testament

Genesis	1	2	3	4	5	6	7	8	9	10	11	12	13	14	15	16	17	18	19	20	
	21	22	23	24	25	26	27	28	29	30	31	32	33	34	35	36	37	38	39	40	
	41	42	43	44	45	46	47	48	49	50											
Exodus	1	2	3	4	5	6	7	8	9	10	11	12	13	14	15	16	17	18	19	20	
	21	22	23	24	25	26	27	28	29	30	31	32	33	34	35	36	37	38	39	40	
Leviticus	1	2	3	4	5	6	7	8	9	10	11	12	13	14	15	16	17	18	19	20	
	21	22	23	24	25	26	27														
Numbers	1	2	3	4	5	6	7	8	9	10	11	12	13	14	15	16	17	18	19	20	
	21	22	23	24	25	26	27	28	29	30	31	32	33	34	35	36					
Deuteronomy	1	2	3	4	5	6	7	8	9	10	11	12	13	14	15	16	17	18	19	20	
	21	22	23	24	25	26	27	28	29	30	31	32	33	34							
Joshua	1	2	3	4	5	6	7	8	9	10	11	12	13	14	15	16	17	18	19	20	
	21	22	23	24																	
Judges	1	2	3	4	5	6	7	8	9	10	11	12	13	14	15	16	17	18	19	20	
	21																				
Ruth	1	2	3	4																	
1 Samuel	1	2	3	4	5	6	7	8	9	10	11	12	13	14	15	16	17	18	19	20	
	21	22	23	24	25	26	27	28	29	30	31										
2 Samuel	1	2	3	4	5	6	7	8	9	10	11	12	13	14	15	16	17	18	19	20	
	21	22	23	24																	
1 Kings	1	2	3	4	5	6	7	8	9	10	11	12	13	14	15	16	17	18	19	20	
	21	22																			
2 Kings	1	2	3	4	5	6	7	8	9	10	11	12	13	14	15	16	17	18	19	20	
	21	22	23	24	25																
1 Chronicles	1	2	3	4	5	6	7	8	9	10	11	12	13	14	15	16	17	18	19	20	
	21	22	23	24	25	26	27	28	29												
2 Chronicles	1	2	3	4	5	6	7	8	9	10	11	12	13	14	15	16	17	18	19	20	
	21	22	23	24	25	26	27	28	29	30	31	32	33	34	35	36					
Ezra	1	2	3	4	5	6	7	8	9	10											
Nehemiah	1	2	3	4	5	6	7	8	9	10	11	12	13								
Esther	1	2	3	4	5	6	7	8	9	10											
Job	1	2	3	4	5	6	7	8	9	10	11	12	13	14	15	16	17	18	19	20	
	21	22	23	24	25	26	27	28	29	30	31	32	33	34	35	36	37	38	39	40	
	41	42																			
Psalms	1	2	3	4	5	6	7	8	9	10	11	12	13	14	15	16	17	18	19	20	
	21	22	23	24	25	26	27	28	29	30	31	32	33	34	35	36	37	38	39	40	
	41	42	43	44	45	46	47	48	49	50	51	52	53	54	55	56	57	58	59	60	
	61	62	63	64	65	66	67	68	69	70	71	72	73	74	75	76	77	78	79	80	
	81	82	83	84	85	86	87	88	89	90	91	92	93	94	95	96	97	98	99	100	
	101	102	103	104	105	106	107	108	109	110	111	112	113	114	115	116	117	118	119	120	
	121	122	123	124	125	126	127	128	129	130	131	132	133	134	135	136	137	138	139	140	
	141	142	143	144	145	146	147	148	149	150											
	1	2	3	4	5	6	7	8	9	10	11	12	13	14	15	16	17	18	19	20	
	21	22	23	24	25	26	27	28	29	30	31										
	Ecclesiastes	1	2	3	4	5	6	7	8	9	10	11	12								
	Song of Solomon	1	2	3	4	5	6	7	8												
Isaiah	1	2	3	4	5	6	7	8	9	10	11	12	13	14	15	16	17	18	19	20	
	21	22	23	24	25	26	27	28	29	30	31	32	33	34	35	36	37	38	39	40	
	41	42	43	44	45	46	47	48	49	50	51	52	53	54	55	56	57	58	59	60	
	61	62	63	64	65	66															

Cut out these verse cards for convenient use.
Take them with you and use spare minutes to study them.

<p>Obey the Word "Do not deceive yourselves by just listening to his word; instead, put it into practice" (James 1:22).</p>	<p>Meditate on the Word "I respect and love your commandments; I will meditate on your instructions" (Psalms 119:48).</p>	<p>Memorize the Word "I keep your law in my heart, so that I will not sin against you" (Psalms 119:11).</p>
<p>Study the Word "The people there were more open-minded than the people in Thessalonica. They listened to the message with great eagerness, and every day they studied the Scriptures to see if what Paul said was really true" (Acts 17:11).</p>	<p>Read the Word "Happy is the one who reads this book, and happy are those who listen to the words of this prophetic message and obey what is written in this book!" (Revelation 1:3).</p>	<p>Hear the Word "So then, faith comes from hearing the message, and the message comes through preaching Christ" (Romans 10:17).</p>

One of the goals of discipleship is to know Christ better. The first three books of *MasterLife* have helped you know Christ better through the inner disciplines of abiding in Christ, living in the Word and praying in faith. The next three books will help you learn to know him better through the outer disciplines of FELLOWSHIPPING with believers, witnessing to the world and ministering to others. Begin now the study of *MasterLife Book Four, The Spiritual Armour*.